

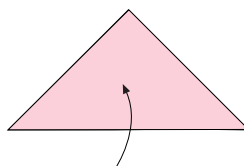


dandigami™ MENU TUCK 2

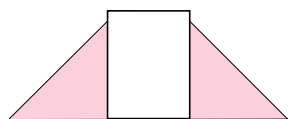
A menu tuck is a great way to display your menu neatly tucked into your favourite Dandi napkin.



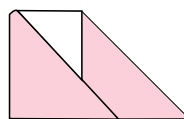
STEP ONE
Lay the napkin face down diagonally.



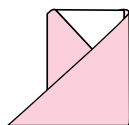
STEP TWO
Fold the napkin in half.




STEP THREE
Place the menu in the middle of the napkin and fold the top corner under it.



STEP FOUR
Fold the left corner over.



STEP FIVE
Fold the right corner over.



STEP SIX
Tuck the corner underneath and place on your table setting.