


dandigami™

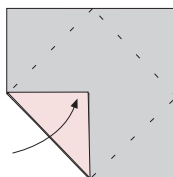
LOTUS FLOWER

The Lotus flower is a great idea for decorating your table settings for all occasions. For formal dinners use a dandi printed or plain dyed cotton napkin, for something more casual the dandi paper napkins are perfect.



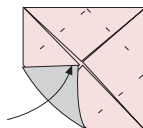
STEP ONE

Lay the printed napkin face down.



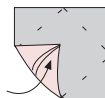
STEP TWO

Fold all four corner to the centre and press.



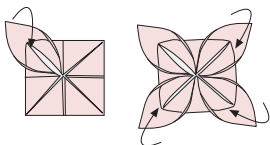
STEP THREE

Repeat stage 2, folding all four corners to the enter.



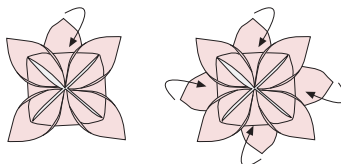
STEP FOUR

Flip the napkin over and once again fold all four corners to centre.



STEP FIVE

With one finger pressing down on the napkin enter, reach underneath a corner, and pull the flap to create a petal.



STEP SIX

Once you have the 4 corner flaps partially unfolded, reach underneath between 2 petals and fold out middle petal to create the full circle of petals.